



香港故宮文化博物館  
Hong Kong Palace Museum

westK

西九文化區

首席贊助 Lead Sponsor

CHOW TAI FOOK

周大福

古往金來

中國黃金工藝與文化傳承教育項目  
Chinese Gold Craftsmanship Heritage Education Programme

# 黃金魔法師

## Golden Magician

幼稚園故事劇場工作坊  
Kindergarten Storytelling Workshop

· 教學資源 Teaching Resource ·



# 生活中的黄金

Gold in Daily Life

## 教學建議：

- 向學生提問：「你在日常生活中，可有發現與黃金相關的物件？」。
- 透過教學簡報（第3頁），向學生展示日常生活中與黃金相關的例子。
- 鼓勵學生細心思考，並舉出其他相關例子。

## Teaching Suggestion:

- Ask the students: "Have you noticed any gold-related objects in your daily life?".
- Use the teaching PowerPoint (Slide 3) to show examples of gold-related objects in everyday life.
- Encourage students to think carefully and come up with other related examples.






# 中國與黃金

## China and Gold

在公元前約1,500年，黃金透過文化交流，經由歐亞草原傳入中國，中原地區自此開始製作黃金飾物為身份地位的象徵。

As around 1500 BC, gold was introduced to China through cultural exchange across the Eurasian Steppe. Since then, people in the Central Plains began crafting gold ornaments to represent social status and identity.



### 教學建議：

向學生簡單介紹：

- 草原是怎麼樣的地方？人們生活是怎樣？
- 黃金如何傳入中國（商貿活動、遷徙等）？

### Teaching Suggestion:

A simple introduction to students:

- What do the grasslands look like? How do people live there?
- How was gold introduced to China (through trade, migration, etc.)?



# 華麗的黃金

## Splendid Gold

黃金與生活息息相關——人們會把自己熟悉的事物放入飾物的設計中。  
Gold is closely connected to daily life—People will include familiar elements into jewellery design.

### 動物紋冠

公元前4–公元前3世紀

Headdress with animals  
4th–3rd century BCE

金冠上的浮雕紋飾呈現出動物形象  
The embossed motifs on the gold headdress depict animal figures.



©香港故宮文化博物館  
© The Hong Kong Palace Museum for the exhibit



©香港故宮文化博物館  
© The Hong Kong Palace Museum for the exhibit

### 駱駝紋腰帶飾

公元前3–公元前1世紀

Belt plaques with camel patterns  
3rd–1st century BCE



### 教學建議：

- 透過教學簡報（第5頁），向學生展示黃金工藝品例子。
- 鼓勵學生細心觀察工藝品的圖案，並說出當中包含的動物名稱。
- 總結：人們會把生活中熟悉的事物融入飾物設計中。

### Teaching Suggestion:

- Use the teaching PowerPoint (Slide 5) to show students examples of gold artifacts.
- Encourage students to carefully observe the patterns on the artifacts and identify the animals depicted in the designs.
- Summary: People often include familiar elements from their daily lives in the jewellery design.



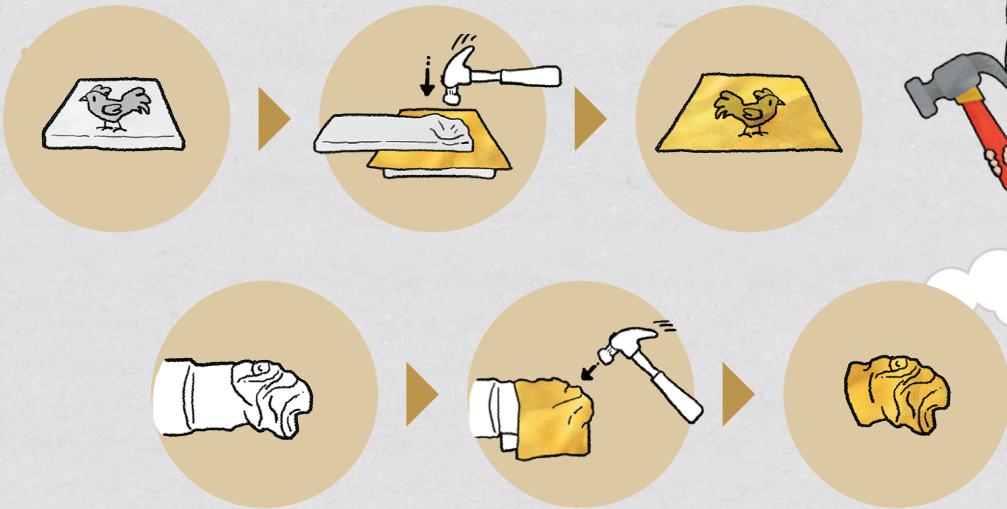
# 黃金工藝—錘鑢法

## Gold Craftsmanship — Hammering

黃金工藝多樣，其中最早出現和最常見的是「錘鑢法」。此工藝充分利用黃金的延展性，通過鍛打（「錘」）將黃金製成薄片（「鑢」）。工匠在過程中會為黃金反覆加熱，保持黃金的延展性，因此這種技法又稱為「熱鍛法」。他們更會配合模具，輔以「鑿刻」手法表現出更細緻的紋飾。

There is a diverse range of goldsmithing techniques, with "hammering" being the earliest and most common method.

This technique makes use of gold's malleability, through repeated hammering, shaping the gold into a thin sheet. A process known as hot forging, the gold is repeatedly heated to its recrystallisation temperature, to maintain the metal's malleable properties. Also, models are often used to make relief patterns during hammering, while chasing is sometimes applied to refine and embellish the design.



### 教學建議：

- 透過教學簡報（第6-7頁），向學生簡單介紹「錘鑢法」工藝。
- 鼓勵學生欣賞工匠對工藝的認真與一絲不苟的態度。

### Teaching Suggestion:

- Use the teaching PowerPoint (Slide 6-7) to give students a brief introduction to the craft of "hammering".
- Encourage students to appreciate the dedication and meticulous attitude of craftsmen in their work.

# 我是小小黃金工匠

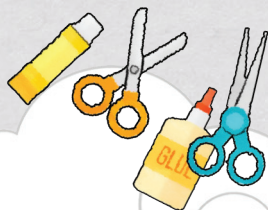

Be a little goldsmith

## 教學建議：

- 透過教學簡報（第8頁），向學生介紹如何利用材料包製作屬於自己的小金冠
- 延伸學習：參考教學簡報中的「延伸學習活動」（第9頁），準備相關材料，與學生進行「錘鏢法」工藝模擬活動。

## Teaching Suggestion:

- Use the teaching PowerPoint (Slide 8) to guide students on how to create their own mini golden headdress using the material kit.
- Extended Learning Activity: Refer to the "Extended Learning Activities" section in the teaching PowerPoint (Slide 9), prepare the necessary materials, and carry out a simulated "hammering" activity with students.





# 送給重要的人


To the one I cherished

黃金是稀有的貴金屬，金黃色的外表光亮閃耀，因此常被用來製作飾物。中國人喜歡在喜慶日子配戴金飾，亦會以金飾作為禮物贈送給重要的人。

Gold is rare and has a bright, golden appearance that shines brilliantly, making it a popular material for crafting jewellery. Chinese people love to wear gold jewellery during celebrations and often give gold ornaments as gifts to their cherished ones.

為你最重要的人設計獨一無二的金冠和金飾吧！  
試試用貼紙裝飾你的設計。

Design a unique golden headdress and jewellery for your cherished ones.  
Try decorating your design with stickers!



## 教學建議：

- 派發學習材料，請學生為心中重要的人設計一頂獨一無二的金冠和金飾。

## Teaching Suggestion:

- Distribute the learning materials and invite students to design a unique golden headdress and jewellery for their cherished one.

# ★ 黃金相關的成語 ★

Idioms related to gold



## 點石成金

Turning Stone into Gold

比喻把平凡的事物，略加改動及修飾，就能化腐朽為神奇，變得很有價值。

This idiom refers to the ability to transform something ordinary into something precious or valuable, with just a few thoughtful changes or enhancements.

## 一諾千金

A Promise Worth a Thousand Pieces of Gold

表示許下的諾言有如千金的價值，形容人極為有信用，一旦向別人作出承諾，就必定會做到。

This idiom means that a single promise is as valuable as a thousand pieces of gold. It describes someone who is trustworthy, and keeps their word once making the commitment.



### 教學建議：

- 透過教學簡報（第12-13頁），向學生介紹與黃金相關的成語。

### Teaching Suggestion:

- Use the teaching PowerPoint (Slide 12-13) to introduce students to gold-related idioms.



# 我學會了

What I have learnt



黃金是一種稀有的貴金屬，  
柔軟而具有韌性，可容易被  
製作成各式各樣的飾物。

Gold is a rare precious metal with soft  
texture and high ductility, making it ideal for  
crafting into various types of jewellery.

我還知道……  
I also know that...



古往金來

中國黃金工藝與文化傳承教育項目  
Chinese Gold Craftsmanship Heritage Education Programme

# 黃金魔法師

## Golden Magician

幼稚園故事劇場工作坊

Kindergarten Storytelling Workshop

· 教學資源 Teaching Resource ·

本教學資源版權由香港故宮文化博物館擁有。內容僅限作非牟利之參考及教學用途。任何人士未經版權持有人書面許可，不得在任何地區，以任何形式翻印、仿製或轉載本教學資源全部或部分內容作商業用途。  
除特別註明，全部圖片版權屬香港故宮文化博物館所有。  
非賣品

This teaching resource is copyrighted by the Hong Kong Palace Museum. Its content is solely intended for non-profit reference and educational purposes. No individual shall, without the written permission of the copyright holder, reproduce, replicate, or distribute the whole or any part of this teaching resource for commercial purposes in any region or in any form.  
All images © The Hong Kong Palace Museum, unless credited otherwise.  
Not for sale





下載教學簡報及影片  
Download Teaching PowerPoint and Videos



# 古往金來

中國黃金工藝與文化傳承教育項目

Chinese Gold Craftsmanship Heritage Education Programme



# 黃金魔法師

## Golden Magician

幼稚園故事劇場工作坊  
Kindergarten Storytelling Workshop

· 教學資源 Teaching Resource ·



我學會了

What I have learnt

黃金是一種稀有的貴金屬，柔軟而具有韌性，可容易被製作成各式各樣的飾物。

Gold is a rare precious metal with soft texture and high ductility, making it ideal for crafting into various types of jewellery.

我還知道……

I also know that...



# 送給重要的人

## To the one I cherished

黃金是稀有的貴金屬，金黃色的外表光亮閃耀，因此常被用來製作飾物。  
中國人喜歡在喜慶日子配戴金飾，亦會以金飾作為禮物贈送給重要的人。

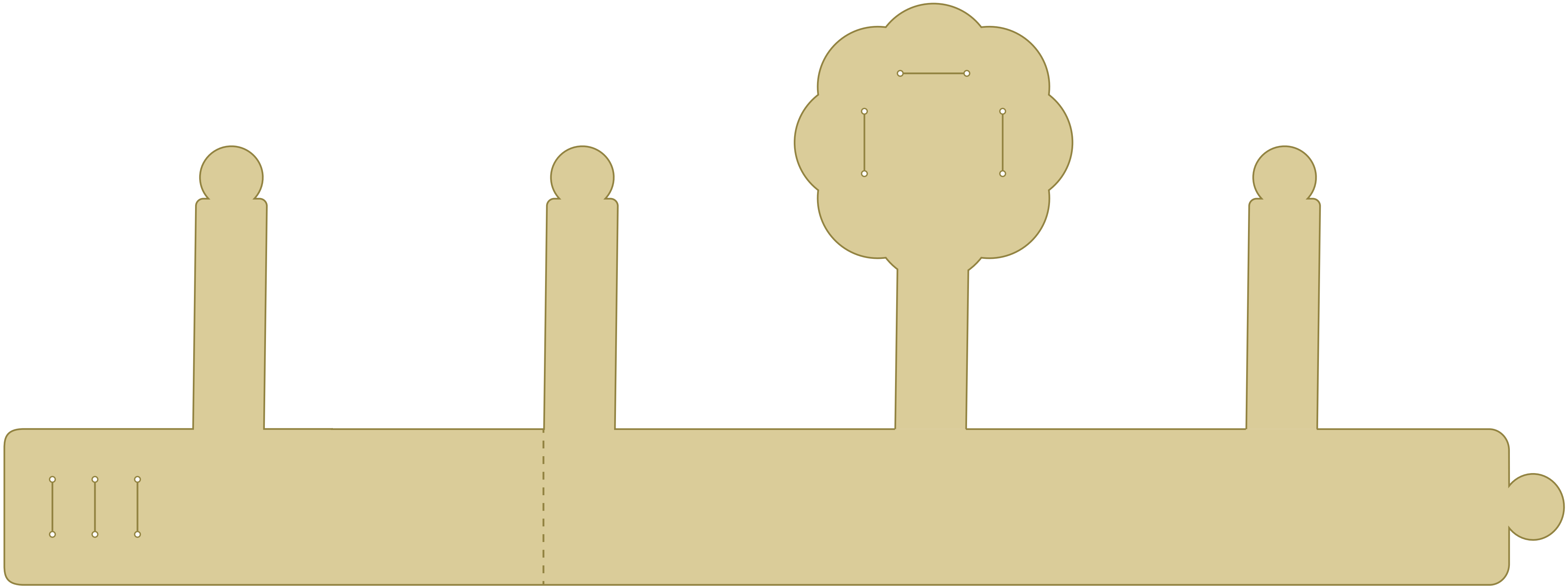
Gold is rare and has a bright, golden appearance that shines brilliantly, making it a popular material for crafting jewellery.  
Chinese people love to wear gold jewellery during celebrations and often give gold ornaments as gifts to their cherished ones.

為你最重要的人設計獨一無二的金冠和金飾吧！  
試試用貼紙裝飾你的設計。

Design a unique golden headdress and jewellery for your cherished ones.  
Try decorating your design with stickers!











# 黃金魔法師

Golden Magician

